



West Kirby Sailing Club



Dinghy Tidal Course Card

Issue date October 2018

For use in standard club series races

The sailing regulations and SIS are in the club handbook and for dinghies are standard for both lake and tidal racing. Only the course card is different. These notes are not rules but are for general assistance.

The start boat will normally be ARVOR and flying the club burgee. Competitors are warned to pay attention and follow ARVOR to where it takes up position.

Before the Starting Signal:

The course letter will be displayed. The number of laps *May* be displayed, but normally races will continue until shortened. When shortened, boats must complete the lap they are sailing.

The course for subsequent races may be changed without notice before the next warning signal.

If a change of sailing instruction is required on the water:

A sound signal drawing attention to code flag **L**  and reasonable time will be given for all competitors to come alongside the committee boat and receive instructions either verbally or in writing. [The Onus is on the competitors to remain close to the committee boat between races.](#)

The Start will be between the orange flag or post on the committee boat and a mark (SM) on her port side.

The finish will be between SM and the committee boat.

Starting procedure: Rule 26 is amended to 3, 2, 1 minutes.

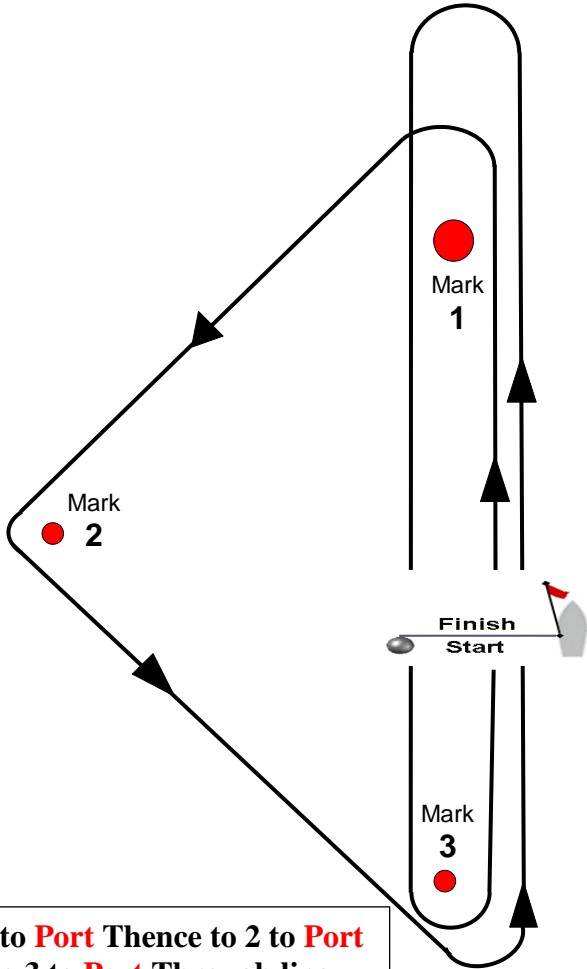
Marks: Will normally be orange inflatable pillar buoys, but are not numbered.

Junior classes may have a windward mark short of mark 1.

MW-J

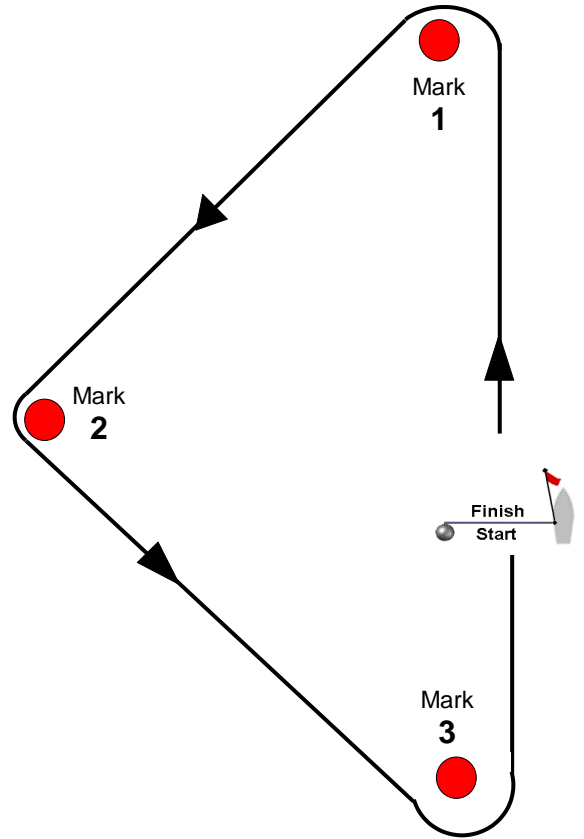
1/10/2018

Course A



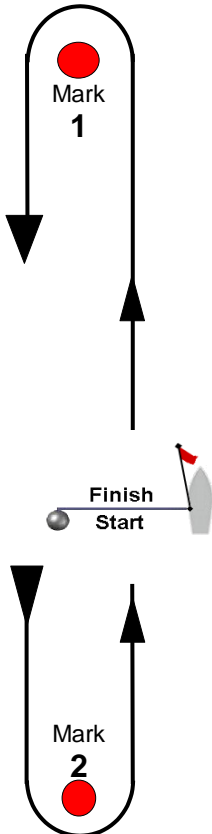
Start 1 to **Port** Thence to 2 to **Port** Thence to 3 to **Port** Through line Then 1 to **Port** Thence to 3 to **Port** Through line until shortened

Course B



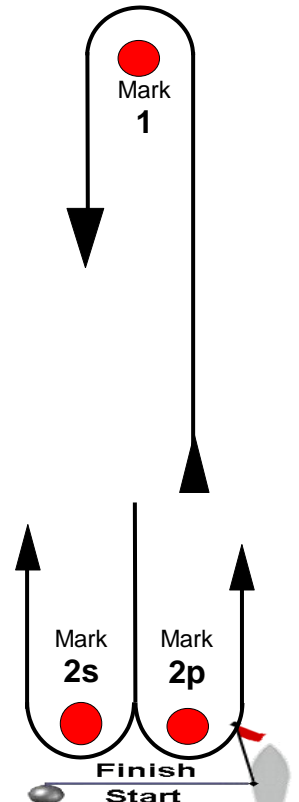
Start 1 to **Port** Thence to 2 to **Port** Thence to 3 to **Port** Through line until shortened

Course C



Start 1 to **Port** Thence to 2 to **Port** Through line until shortened

Course D



NUMBER OF LAPS WILL BE SHOWN

Course: Windward/Leeward

Signal	Marking Rounding Order
L2	Start - 1p - 2s/2p - 1p - finish
L3	Start - 1p - 2s/2p - 1p - 2s/2p - 1p - finish