



# Dee SC and West Kirby SC Open Winter Tidal Series 22<sup>nd</sup> February – 28<sup>th</sup> March 2020



## COURSE CARD

These instructions should be read in conjunction with the Sailing Instructions.

### 1. Class Code Flags and Start Times

Class No	Classes	Code Flag
1	Handicap Catamarans	D
2	Fast Handicap Monohulls (PN < 1200)	W
3	Slow Handicap Monohulls (PN > 1200)	V

Date	Races	Start Time, Race 1		
		Class 1	Class 2	Class 3
22nd Feb 2020	Winter Tidal 1&2	09.30	09.35	09.40
29th Feb 2020	Winter Tidal 3&4	13.00	13.05	13.10
14th March 2020	Winter Tidal 5&6	12.45	12.50	12.55
28th March 2020	Winter Tidal 7&8	11.45	11.50	11.55

The starts for Classes 2 and 3 will follow Class 1 at 5 minute intervals. There will be 2 races sailed back to back on each day.

### 2. Marks

Marks 1, 2, 3 and 4 will be inflatable orange pillar buoys. Mark 1A – for Class 1 only - will be an orange inflatable pillar buoy with a flag on top.

The Start Mark (SM) will be a red dan buoy with a blue flag. It will also be the Finish Mark.

### 3. The Course

The course will be selected by displaying the appropriate letter from the Committee Boat as shown in the attached Appendix.

### 4. The Start

4.1 Boats will start between the Committee Boat (CB), flying an orange flag and the Start Mark.

4.2 On all subsequent legs to Mark 1 (Mark 1A for Class 1 only) boats will pass between the Start Mark and the Committee Boat.

4.3 Races will be started in accordance with RRS Rule 26.

### 5. Race Duration

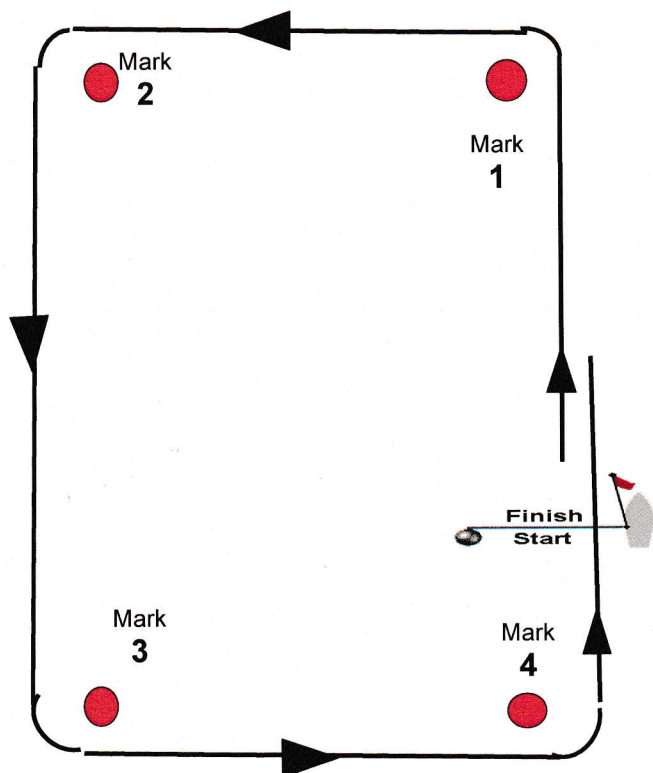
There will be no fixed number of laps, and boats should continue to sail the course as described until signalled otherwise.

### 6. Finish

The race will normally be signalled as shortened by flying code flag "S" from the Committee Boat. Boats will finish between the Committee Boat and SM or the Race Officer may, at his entire discretion, decide to finish the race at a rounding mark. In that case the finish will be between a RIB flying a blue flag and an S flag and the nearby rounding mark, finishing in the direction from the last mark.

## Course A

Mark  
1A



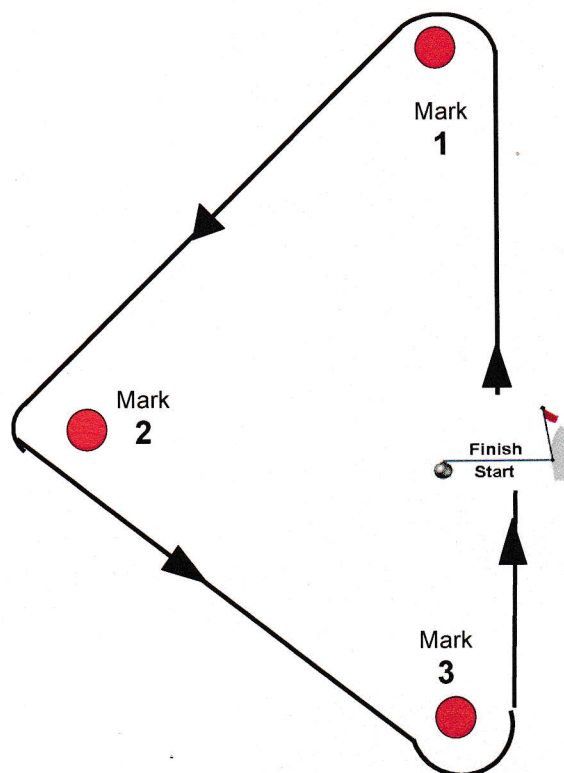
**Start** 1 to **Port** Thence to 2 to **Port** Thence to 3 to **Port** and 4 to **Port**.

Through line and continue until shortened

**Class 1 – see NOTE below**

## Course B

Mark  
1A



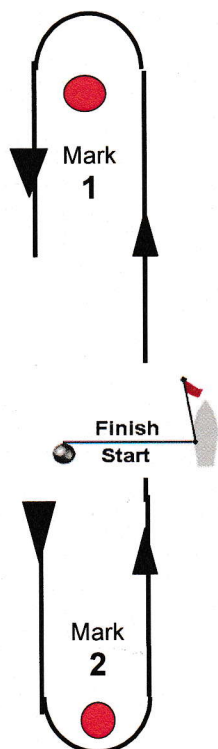
**Start** 1 to **Port** Thence to 2 to **Port** Thence to 3 to **Port**

Through line and continue until shortened

**Class 1 see NOTE below**

## Course C

Mark  
1A



**Start** 1 to **Port** Thence to 2 to **Port**  
Through line and continue until shortened  
**Class 1 see NOTE below**

### NOTE

Mark 1A (an orange pillar buoy with a flag) will be laid for Class 1 only.

Class 1 will use mark 1A as the first mark on each lap. Thereafter they will continue to use Marks 2, 3 and 4 as appropriate.

\*\*\*\*\*

Classes 2 and 3 will use Mark 1 as the first mark on each lap. Thereafter they will continue to use Marks 2, 3 and 4 as appropriate.