

# Dee SC and West Kirby SC Regattas

## Handicap Dinghy Course Card

### 16<sup>th</sup>/17<sup>th</sup> July 2022



## Races 7 & 8

These instructions should be read in conjunction with the Sailing Instructions.

### 1. Class Code Flags and Start Times

Race No	Classes	Code Flag	Sat 16 <sup>th</sup> July	Sun 17 <sup>th</sup> July
			HW 13.45 BST 8.94m	HW 14.33 BST 8.75m
			Start Time	Start Time
7	Fast Handicap Dinghies (PN 1180 and lower)	W	12.25	13.15
8	Slow Handicap Dinghies (PN 1181 and higher)	V	12.30	13.20

There will be 2 races sailed back to back for Races 7 and 8.

There will be no discards.

Average lap times will be used.

### 2. Marks

Marks will be inflatable orange pillar buoys with dark horizontal bands. In addition Mark 1A will have a flag on top.

The Start Mark (SM) will be a dan buoy with a flag on top.

### 3. The Course

The course will be selected from the attached Appendix (Courses A, B or C). The Course letter will be displayed on the side of the Committee Boat at the Warning Signal.

### 4. The Start

4.1 Boats will start between the Committee Boat (CB) Little Arvor (white hull), flying an orange flag and the Start Mark.

4.2 Races will be started in accordance with RRS Rule 26. (5,4,1,0)

### 5. Race Duration

There will be no fixed number of laps, and boats should continue to sail the course as described until signalled otherwise.

### 6. Finish

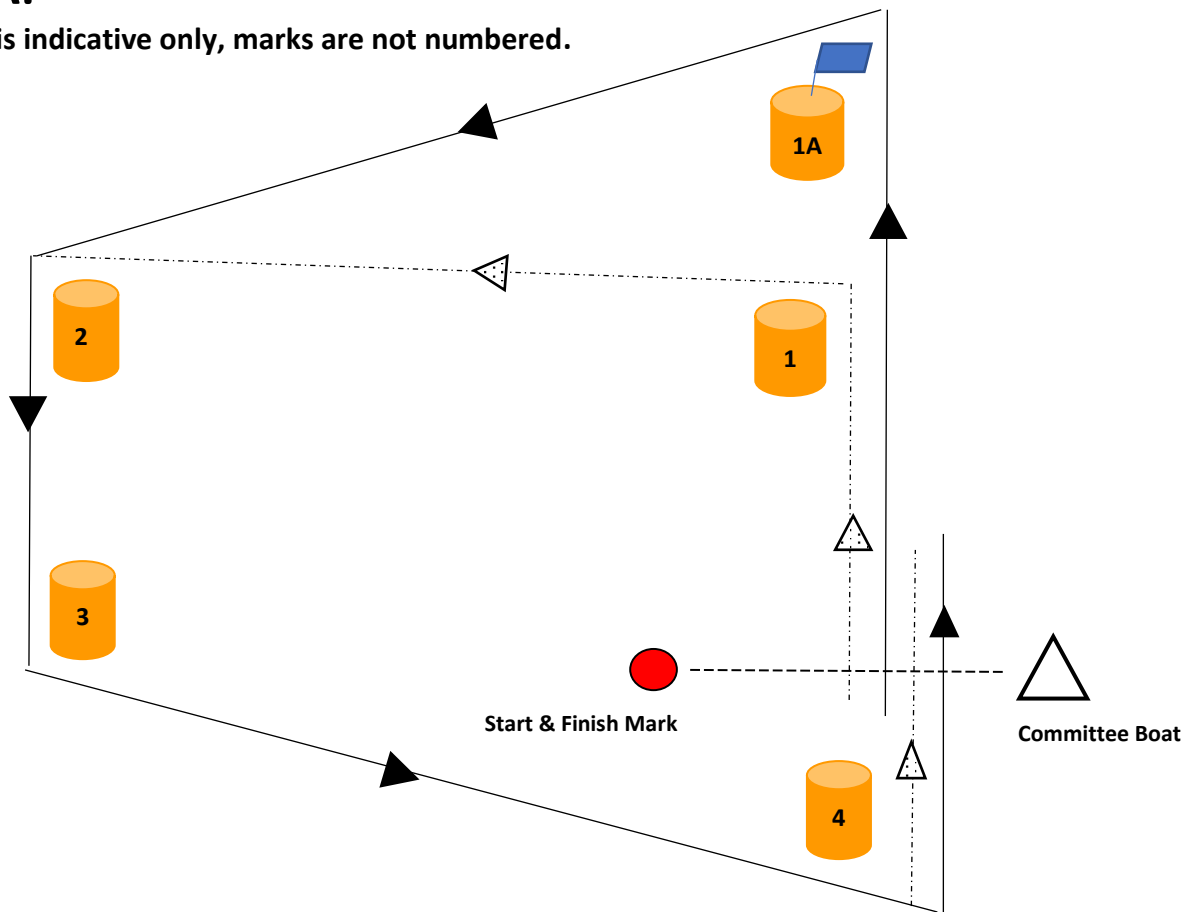
The race will normally be signalled as shortened after competitors have rounded the last mark of a lap by flying code flag "S" from the Committee Boat. Boats will finish between the Committee Boat and SM or the Race Officer may, at his entire discretion, decide to finish the race at a rounding mark. In that case the

finish will be between a RIB flying a blue flag and an S flag and the nearby rounding mark, finishing in the direction from the last mark.

## Dinghy Courses

### **Course A:**

The diagram is indicative only, marks are not numbered.



### **Race 7**

**Start Line:** Between the Committee Boat (Starboard) and the Start Mark (SM) (Port)

All laps will be:

Mark 1A (Port) - Mark 2 (Port) - Mark 3 (Port) - Mark 4 (Port) - Through the line between Committee Boat (Starboard) and SM (Port) in the direction of Mark 1A.

### **Race 8:**

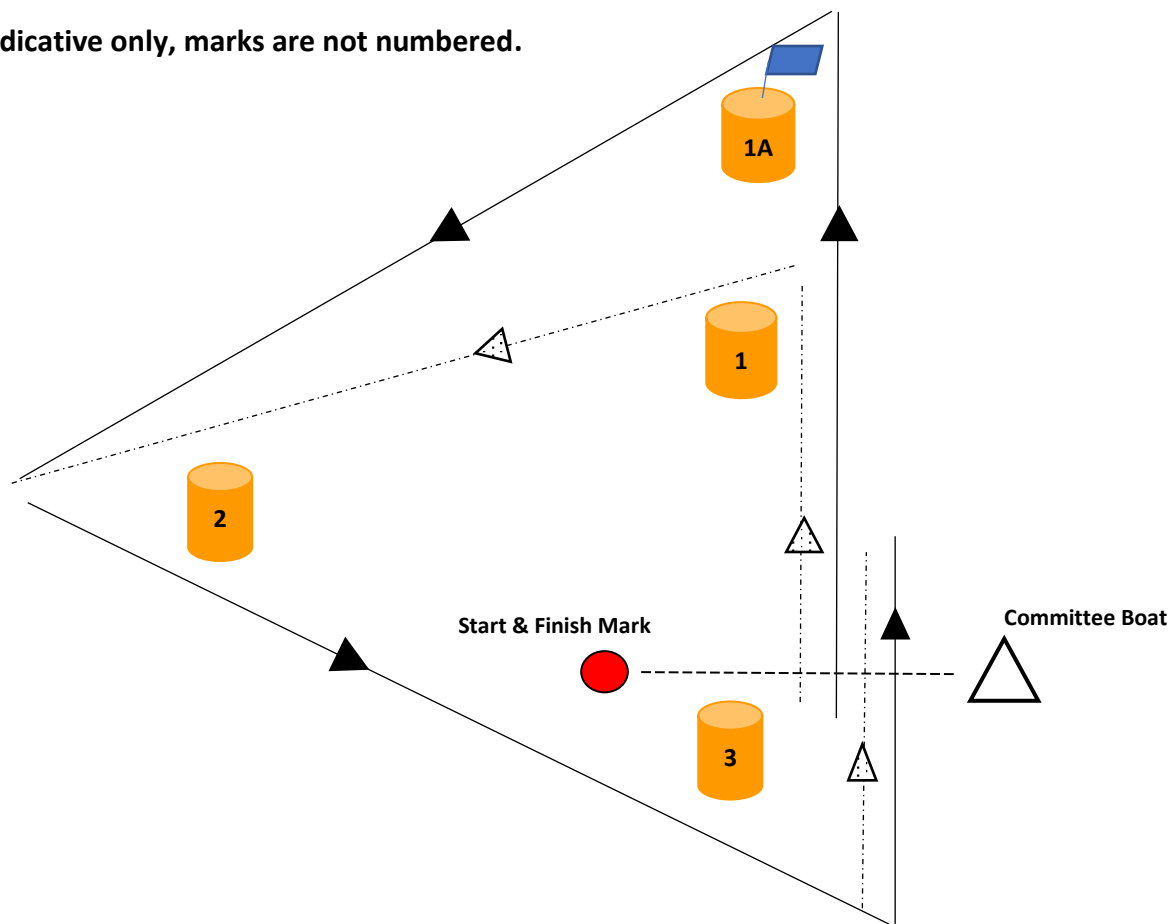
**Start Line:** Between the Committee Boat (Starboard) and the Start Mark (SM) (Port)

All laps will be:

Mark 1 (Port) - Mark 2 (Port) - Mark 3 (Port) - Mark 4 (Port) - Through the line between Committee Boat (Starboard) and SM (Port) in the direction of Mark 1.

## Course B:

The diagram is indicative only, marks are not numbered.



### Race 7

**Start Line:** Between the Committee Boat (Starboard) and Start Mark (SM) (Port)

All laps will be:

Mark 1A (Port) - Mark 2 (Port) - Mark 3 (Port) - Through the line between Committee Boat (Starboard) and SM (Port) in the direction of Mark 1A.

### Race 8:

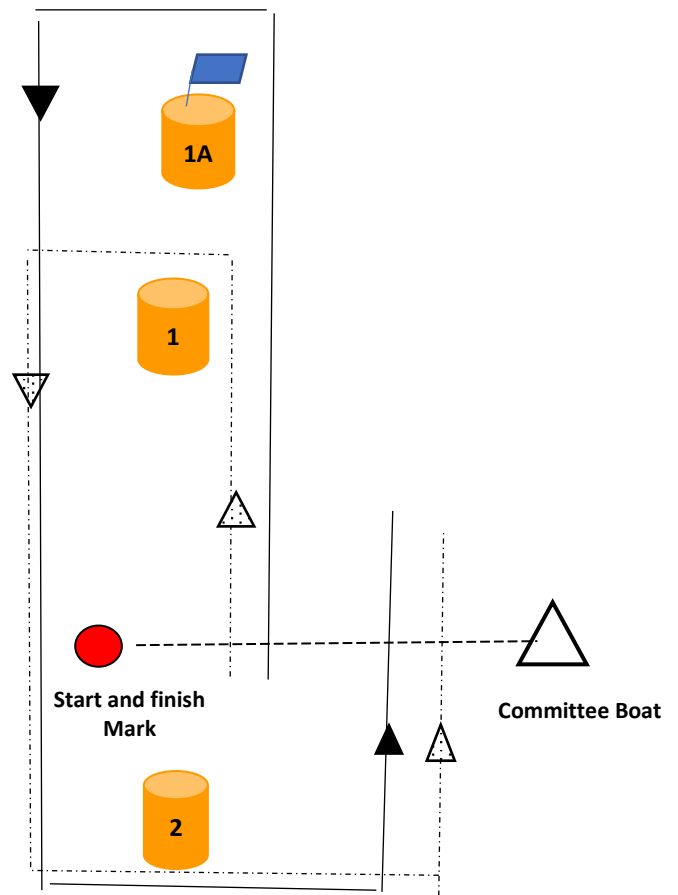
**Start Line:** Between the Committee Boat (Starboard) and Start Mark (SM) (Port)

All laps will be:

Mark 1 (Port) - Mark 2 (Port) - Mark 3 (Port) - Through the line between Committee Boat (Starboard) and SM (Port) in the direction of Mark 1.

# Course C:

The diagram is indicative only, marks are not numbered



## Race 7

Start Line: Start Mark (Port) & Committee Boat (Starboard)

Each lap:

Mark 1A (Port)

Mark 2 (Port)

Through the line between Start Mark (Port) and Committee Boat (Starboard) in the direction of Mark 1A

## Race 8

Start Line: Start Mark (Port) & Committee Boat (Starboard)

Each lap:

Mark 1 (Port)

Mark 2 (Port)

Through the line between Start Mark (Port) and Committee Boat (Starboard) in the direction of Mark 1